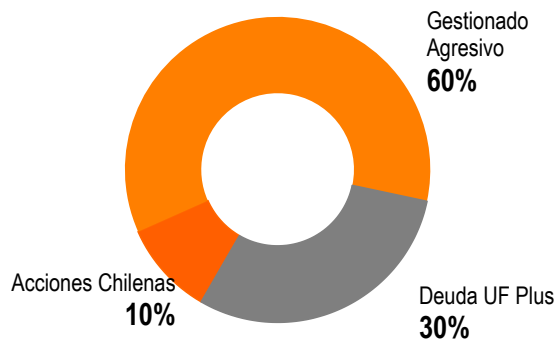
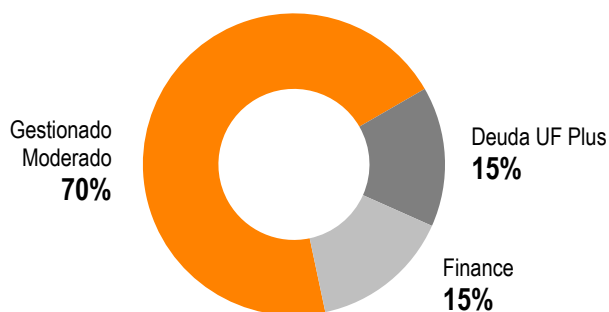


Portfolios Recomendados WMS



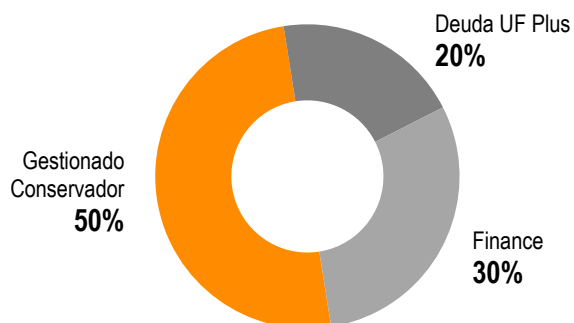
Portfolio
AGRESIVO

70%
Renta Variable
30%
Renta Fija



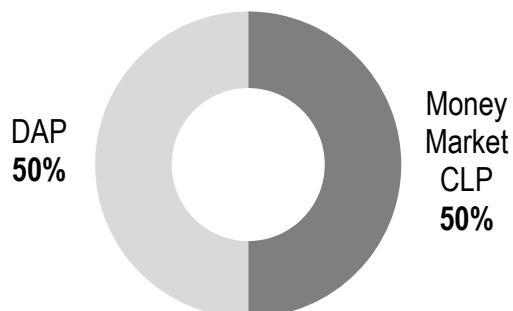
Portfolio
MODERADO

30%
Renta Variable
70%
Renta Fija



Portfolio
CONSERVADOR

10%
Renta Variable
90%
Renta Fija



Portfolio
**MUY
CONSERVADOR**

0%
Renta Variable
100%
Renta Fija